

*Please read all contents of this packet carefully!
Completely fill out (check front and back!), sign &
turn in the forms to band room or main office.*

*>> All payments and donations can be by check payable to CVIMF, or
Venmo to @CVIM-Foundation, include student's NAME in Venmo memo.*

“TO-DO” CHECKLIST: to turn in or do online

Sign Acknowledgment of Student Handbook Calendar, and Uniform Policy (manilla)

Fill Out Order Form / Size sheet (white)

Equipment / Locker Form (green)

IF you plan to use ANY school instrument or equipment (this includes percussion and guard), please please fill out the Instrument & Equipment Use Agreement form (goldenrod)

Do **“ONLINE HOMEWORK”**:

- CVIM Information Form → <https://tinyurl.com/26-27-CVIM-InfoForm>



- Sign up for the BAND app!
(see green 'CVIM MB & Guard Welcome' letter for link)

→ Start next year with **20 Extra Credit points** if ALL forms and apps (including the online one!) are completely filled out and turned in to Mr. Schick **by Friday, May 29th!** 😊

→ If not completed & turned in by Wednesday, Aug 5th, students will **LOSE** 5 points per day. 😞



Crescenta Valley High School Instrumental Music Marching Band & Color Guard "BAND CAMP 2026"

Welcome to the Crescenta Valley High School Marching Band and Color Guard!

Band Camp introduces students to marching basics and body movement, as well as allowing us to learn our field show, parade music, assign uniforms, lockers, pass out music, and distribute instruments and equipment.

➡ Please check your BAND App or www.falconmusic.org regularly for information and updates.

BAND CAMPS: July 27 - August 14

Held on CVHS Campus

Week "0" July 27 - 31 (Mon-Fri) – Only Guard, Drumline and Officers. No Winds.

8:00-12:00pm: Band Council (only)

4:30-7:30: Drumline & Guard (only)

July 31 (Fri): ALL 'Freshman/New to Band' Day: 8-noon

★ Band Camp Week 1: Aug. 3-7 (Mon-Fri) (EVERYONE: Winds/Guard/Drumline)

7:00-11:00am: Marching, Movement, Visuals

11:00-12:00pm: Lunch on-site, on your own

12:00-3:00pm: Sectionals (Winds only)

4:30-7:30pm: Drumline & Guard

*Aug 3 (Mon): **Mandatory Meeting - 7pm, CV Auditorium**
All Band/Guard students AND Parents need to attend.

*Aug 9 (Sat): **Beach Day: 1-9:00pm**

Band Camp Week 2: Aug. 10-14 (Mon-Fri) (Everyone: Winds/Guard/Drumline)

7:00-10:00am: Marching, Movement, Visuals

10:00-11:00 am: (FB on field, Parade, upper field)

11:00-12:00pm: Lunch on-site, on your own

12:00- 3:00pm: Sectionals (ALL)

Aug 14 (Fri) eve: End of Band Camp Performance:

6:00-6:30pm (5:30pm call time)

(End of Band Camp Party immediately following)

Aug 19 (Wed): 1st DAY OF SCHOOL. Band on the Field by 7:15am!!

Aug 22 (Sat): BAND Photo Day: 11:30am-1:00pm

ASSIGNMENT! Due: May 29, late if not in by Aug. 5.

1. **FILL & TURN IN:** Size Sheet / Order Form
2. **TURN IN:** Equipment Use Form (if using ANY school equipment)
3. **TURN IN:** Handbook & Calendar Acknowledgement
4. **KEEP** Handbook and Calendar for reference.

5. Fill out the online 'Info Form' ----->
<https://tinyurl.com/26-27-CVIM-InfoForm>



REQUIRED 'BAND APP' SIGN-UP LINKS FOR BOTH STUDENTS & PARENTS:

(When you sign up, the app may still be the 2025-26 year, but will automatically update over the summer)



BAND App for Band:

BAND App for Guard:



You must sign up using your REAL first AND last name, grad year and instrument. No initials, nicknames, etc.

*Parents, include your First, Last & student's name.

Band Camp: What to bring & Wear Daily:

- Cool, comfortable stretchy clothes.
- Comfortable tie shoes with closed toe and heel.
- Broad-brimmed **HAT** for working on drill on the field.
- Equipment, Pencil, and SUNSCREEN.
- Water Bottle (48 ounce jug suggested). Ice is available, but students must bring their own water.
- Bring your lunch.
- Label your water & lunch with your name & instrument.
- POSITIVE ATTITUDE!! (And sunscreen!)

*Important Dates to Remember:

Friday, July 31: Band Freshman Day 8am-noon: Mandatory for new band members to meet their section leaders and be introduced to marching basics, interact and meet new friends. Freshmen AND new upperclassmen.

Monday, Aug. 3: MANDATORY MEETING – ALL Band/Guard students AND parents must attend. 7pm, CV Auditorium.

Saturday, Aug. 9 Afternoon - Beach Day! We will take a break and go to the beach! Come, relax, enjoy the last rays of summer and make memories! More information to come.

Friday, August 15: End of Band Camp Performance & End of Band Camp Party. The last day of Band Camp, we will put on a performance for the parents. Call time for students is 5:30pm. Performance is at 6:00pm on the main football field. It is very important for all band and guard members and parents to attend! Immediately after the performance, the CVIM Foundation hosts an End of Band Camp Party to celebrate the end of Band Camp.

Saturday, Aug. 22 Morning - Photo Day. Mandatory full uniform group photos! Order form and information to come.

If you have any questions, please do not hesitate to email me at mschick@gusd.net.

Sincerely, Mathew Schick
Instrumental Music Director

**EVENTS
CALENDAR
MARCHING BAND**
*Guard, Drumline &
Winds*
FALL 2026



**Crescenta Valley High School
Instrumental Music Dept.**

Standard Weekly Rehearsal Schedules

- **EVERYONE: Guard, Drumline & Winds** ('Winds'=brass & woodwinds) --
- Banking **Mondays** 0-Period 7:15am-9:15am - Vis & Music
- **Tuesdays – Fridays:** 7:15am - 8:15am regular class on field
- ****Every Thursday** after school Field/Vis Reh. 4:00-7:30pm.
 - except on 10/1, 10/15, 10/22 time 5:30 – 8:30 (JV FB on field)
- **Saturday** Morning Field Rehearsals 9/5 & 9/19: (8am-3pm).
 - 10/3, 10/10, 10/24, 11/7, 11/14, 11/21- (8am-11am)
 Possible CIF FB games – TBD 11/6, 11/13, 11/21

Weekly "Sub" Rehearsals (smaller groups):
Band Winds: Wed 3:45 – 5:45
Drumline: Wed 4:30pm – 7:30pm
Guard: Tues 3:30pm-5:30pm & Wed 4:30pm-7:45pm

**** Band Camp Week 1 & 2.** Everyone: 7am-11am, Lunch 11am-12pm, Winds 12-3:15pm. DL&Guard 4:30 – 7:30pm.

EVERY SECTION: Always double-check the **BAND App** for **WHERE** your section meets and at what time

Fall Date	What	When	Who
JULY/AUGUST			
July 31, Fri	BAND "101"	8:00am - noon	Freshmen & New-to-Band
Aug 3-7, Mon-Fri	Band Camp Week 1	7am-7:30pm. See ** above	Winds, DL, Guard
Aug 8, Sat	BEACH DAY	1pm - 9pm	<i>Everybody & Families!</i>
Aug 10-14, Mon-Fri	Band Camp Week 2	ALL-7-11am, lunch , 12-3:15pm	Winds, DL, Guard
Aug 14, Fri	Performance for parents then party for students!	Band Call time: 5:30pm, Perf. 6pm, Party 7:00pm	Winds, DL, Guard
Aug 19, Wed	FIRST DAY OF SCHOOL!	Yes, Band - 7:15am on the field!	Winds, DL, Guard
Aug 22, Sat	MB PICTURE DAY!	6:30am @ CVHS. In Uniform.	Winds, DL, Guard
Aug 28, Fri	Football Home-Palmdale Knights	5:30 - 10:30pm	Winds, DL, Guard
SEPTEMBER			
Sept 4, Fri	Football Away @ Golden Valley	5:30 - 11:00pm	Winds, DL, Guard
Sept. 10, Thu	CV Back to School Night	<i>Band performs during rehearsal!</i>	Winds, DL, Guard
Sept 11, Fri	Football HOME v. Hoover HS	5:30 - 10:30pm	Winds, DL, Guard
Sept 18, Fri	Football Away @ Dos Pueblos	5:30 - 11:00pm	Winds, DL, Guard
Sept 25, Fri	Football Away @ Gabrielino	5:30 - 11:00pm	Winds, DL, Guard
OCTOBER			
Oct 2, Fri	Football HOME v. San Marino HS	5:30 - 11:00pm	Winds, DL, Guard
Oct 3, Sat	a.m. reh + South Coast FS	TBA (~8-11am + 1-11:00pm)	Winds, DL, Guard
Oct 9, Fri	Football AWAY @ So. Pasadena	5:30 - 11:00pm	Winds, DL, Guard
Oct 10, Sat	a.m. Rehearsal + AYALA FS	TBA (~8-11am + 1 -11:00pm)	Winds, DL, Guard
Oct 16, Fri	Football HOME v. Pasadena	5:30 - 11:00pm. Homecoming!	Winds, DL, Guard
Oct 23, Fri	Football HOME v. Burroughs	5:30 - 10:30pm	Winds, DL, Guard
Oct 24, Sat a.m.	a.m. reh + Whittier FS	TBA (~8-11am + 1-11:00pm)	Winds, DL, Guard
Oct 30, Fri	Football AWAY @ La Cañada	5:30 - 11:00pm	Winds, DL, Guard
Oct 31, Sat p.m.	FALL SPOOKTACULAR CONCERT	Noon - 3:15pm	Winds, DL, Guard
NOVEMBER			
Nov 7, Sat	a.m. Rehearsal + GAHR FS	TBA (~8-11am + 1 -11:00pm)	Winds, DL, Guard
~ Nov 10?	Possible SoFi comp -- TBD		
Nov 14, Sat	a.m. reh + CSBC Division FS	TBA (~8-11am + 1 -11:00pm)	Winds, DL, Guard
Nov 21, Sat	a.m. reh+ CSBC Championships	TBA (~8-11am + 1 -11:00pm)	Winds, DL, Guard
DECEMBER			
Dec 5, Sat	Montrose Parade	3:30pm - 9:00pm	Winds, DL, Guard
Dec 9 & 10, Wed & Thu	Winter Concert rehearsals	After school by class 3:15-5:30	Winds, DL, Guard
Dec 11, Fri	Instrumental Winter Concert	7:00 - 10:00pm	Winds, DL, Guard
Dec 16-22	Sem 1 FINALS		
Dec 23 - Jan 11	Winter Break!		

Please refer to the BAND App or CVIM Google Calendar for the most accurate & updated information!



CVHS MARCHING BAND & COLOR GUARD

SIZE SHEET / ORDER FORM & VOLUNTARY CONTRIBUTIONS

PLEASE CIRCLE
BAND / GUARD

STUDENT NAME: _____ PHONE _____ GUSD ID _____

"The CVHS Instrumental Music Department is pleased to offer a comprehensive and enriching educational experience to every participating student. State law requires us to provide a public education free of charge. Subject to certain exceptions, the right to a free public education means we cannot require students or their families to make donations to a class, activity or program, purchase materials, supplies, equipment or uniforms for any school activity, or to pay security deposits for access, participation, materials, or equipment." – Glendale Unified School District

Unfortunately, GUSD provides very little financial support to CV's Instrumental Music programs, which makes us almost entirely reliant on generous contributions from families and supporters. While these payments are entirely VOLUNTARY, our robust and successful Marching Band, and music programs at large, simply cannot exist without them. We appreciate your understanding and generosity.

~~~~~

### ➔ NEW BAND & GUARD MEMBERS will need the following (or for those who need replacements):

|                                                                                                                                                              | <u>CIRCLE</u> | <u>SIZE</u> |            |
|--------------------------------------------------------------------------------------------------------------------------------------------------------------|---------------|-------------|------------|
|                                                                                                                                                              | <u>M / W</u>  |             |            |
| <b>MARCHING SHOES</b> - (include size & circle mens or womens)                                                                                               |               |             | \$44 _____ |
| <b>MARCHING SOCKS</b> – Black crew socks – set of 2 pair                                                                                                     |               |             | \$5 _____  |
| <b>WINDS - GLOVES</b> – 1 pair, black. (see size chart)                                                                                                      |               |             | \$6 _____  |
| or <b>DRUMLINE - WRISTBANDS</b> – 1 pair Black – (Drumline Only)                                                                                             |               |             | \$5 _____  |
| <b>BAND POLO SHIRT</b> (see size chart on reverse. Add \$3 for 2XL or 3XL)                                                                                   | <u>M / W</u>  |             | \$37 _____ |
| <small>*Polo will be embroidered with the student's first name and last initial. SIZE CAREFULLY - embroidered items cannot be exchanged or returned!</small> |               |             |            |
| <b>BAND INSTRUMENT USE</b> (Winds: \$90/yr or \$50/sem. Perc: \$50/yr or \$30/sem)                                                                           |               |             | \$ _____   |

|                                                                                                                                                              |  |  |            |
|--------------------------------------------------------------------------------------------------------------------------------------------------------------|--|--|------------|
| <b>COLOR GUARD EQUIPMENT USE</b> (poles, flags, rifle, saber) set: \$45/fall or \$70/fall/spring combo                                                       |  |  | \$ _____   |
| <b>COLOR GUARD JAZZ SHOES</b> (1 pair, med. width only. Choose ½ size larger than street shoe.)                                                              |  |  | \$45 _____ |
| <b>COLOR GUARD GLOVES</b> (1 pair, tan see size chart)                                                                                                       |  |  | \$23 _____ |
| <b>COLOR GUARD POLO SHIRT</b> (see size chart on reverse. Add \$3 for 2XL/3XL)                                                                               |  |  | \$37 _____ |
| <small>*Polo will be embroidered with the student's first name and last initial. SIZE CAREFULLY - embroidered items cannot be exchanged or returned!</small> |  |  |            |

~~~~~

➔ EVERYONE: PROGRAM PARTICIPATION CONTRIBUTION \$1100 _____

(The following outlines the types of expenses covered by the Program Contribution: Marching Band & Color Guard Coaching for Band Camp and Fall Semester, Event Food/Nutrition Provisions, Bus Transportation, Registration, Music and Licensing, Drill writing, Competition Registration and Participation Fees, Instrument and Equipment maintenance)

NOT included are: Marching/Jazz shoes, socks, gloves/wristbands, Band/Guard Polo Shirt, Instrument/Equipment Use. See above.

Included in the Program Participation Contribution for ALL Band & Guard are the following.

***2026 STUDENT SHOW SHIRT (REQUIRED) S to XXL** (1 per student) SIZE _____
(Note: Only (1) shirt each per person (Students only. There will be extra & a "booster" version on Optional Order Form)

BLUE Cotton REHEARSAL T-SHIRT (required) S to XXL (1 per student) SIZE _____
New student? Returners – want one? Don't need

(Note additional rehearsal and show-shirts are available on the Optional Order Form)

~~~~~

You may use "PayPalGiving" for **THIS PAGE'S** total \$ only.

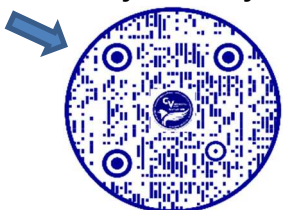
Subtotal ABOVE(p1) items: \$ \_\_\_\_\_

\*\*If combining Optional purchases from page 2,  
please use only Venmo, check, or cash

Subtotal OPTIONAL (p2) items: \$ \_\_\_\_\_

(Venmo link is on page 2)

**TOTAL: \$** \_\_\_\_\_



CVIMF-PayPal Giving

I WILL PAY IN FULL by 6/5/26:  or I WILL PAY IN 3 INSTALLMENTS  please send me a reminder!

**1st INSTALLMENT** (1/3 of total) DUE: 6/5/26 **2nd INSTALLMENT:** (1/3 of total) DUE: 8/7/26 **BALANCE DUE: 9/11/26**

To arrange alternative schedules, please contact: [mschick@gusd.net](mailto:mschick@gusd.net)

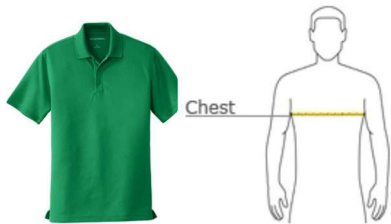
Please circle: **PayPal Giving / Venmo / Cash / Check #** \_\_\_\_\_ Please Venmo to @CVIM-Foundation. Make checks payable to 'CVIMF'  
(if you need clarification on the different payment methods, email [office@falconmusic.org](mailto:office@falconmusic.org))

**MARCHING-WEAR SIZING INFORMATION:**

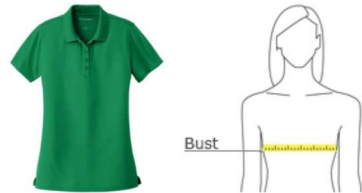
**MARCHING SHOES** – put down your regular shoe size. We will try-on & confirm your size during Band Camp.

**MARCHING GLOVES:** For best glove fit, measure the hand from the base of palm to fingertips.  
 6" = Small    7" = Medium    8" = Large    9" = Ex-Large

**POLO SHIRT-** – 100% poly, moisture-wicking Dry Zone with UV protection.  
 Adult Mens and Adult Womens sizes - XS to XL, 2XL & 3XL



|                     |       |       |       |       |       |       |       |
|---------------------|-------|-------|-------|-------|-------|-------|-------|
| Adult Men's<br>Polo | XS    | S     | M     | L     | XL    | 2XL   | 3XL   |
| Chest in inches     | 32-34 | 35-37 | 38-40 | 41-43 | 44-46 | 47-49 | 50-53 |



Adult Women's sizes - *Shorter body & sleeve, more tapered fit*

|                       |       |       |       |       |       |       |       |
|-----------------------|-------|-------|-------|-------|-------|-------|-------|
| Adult Women's<br>Polo | XS    | S     | M     | L     | XL    | 2XL   | 3XL   |
| Size                  | 2     | 4/6   | 8/10  | 12/14 | 16/18 | 20/22 | 24/26 |
| Chest in inches       | 32-34 | 35-36 | 37-38 | 29-41 | 42-45 | 45-47 | 48-51 |

**T-SHIRT Sizes** – all sizes are in Adult Men's - XS to XL, 2XL & 3XL (add \$3 for 2XL & 3XL)



|                 |       |       |       |       |       |       |       |
|-----------------|-------|-------|-------|-------|-------|-------|-------|
| Adult Men's     | XS    | S     | M     | L     | XL    | 2XL   | 3XL   |
| Chest in inches | 32-34 | 35-37 | 38-40 | 41-43 | 44-46 | 47-49 | 50-53 |

# OPTIONAL ITEMS ORDER FORM



STUDENT NAME: \_\_\_\_\_ PHONE \_\_\_\_\_ Band / Guard \_\_\_\_\_

The following OPTIONAL ITEMS are available for PURCHASE. Payment must accompany order.

➡ See back side for size charts.

**Please select sizes carefully: embroidered items cannot be returned or exchanged!**

| OPTIONAL Items:                                                                                                                                                      | add \$3 for each 2XL or 3XL | Band or Guard? | Size        | Quantity | Price | SubTot |
|----------------------------------------------------------------------------------------------------------------------------------------------------------------------|-----------------------------|----------------|-------------|----------|-------|--------|
| Extra Student "Show Shirt" – T w/ 2026 Show graphic!                                                                                                                 |                             |                | _____       | _____    | \$20  | _____  |
| Extra Rehearsal T - 100% cotton, light blue T-shirt                                                                                                                  |                             |                | _____       | _____    | \$16  | _____  |
| Rehearsal T - "Dri-Fit" polyester T-shirt, light blue                                                                                                                |                             |                | _____       | _____    | \$17  | _____  |
| HEAVYWEIGHT CREWNECK SWEATSHIRT - navy                                                                                                                               |                             |                | _____       | _____    | \$31  | _____  |
| HEAVYWEIGHT HOODED PULLOVER SWEATSHIRT - navy                                                                                                                        |                             |                | _____       | _____    | \$41  | _____  |
| HEAVYWEIGHT HOODED FRONT-ZIP SWEATSHIRT - navy                                                                                                                       |                             |                | _____       | _____    | \$50  | _____  |
| WINDBREAKER (navy, lined, zip-front, side pockets, drawcord hem)                                                                                                     |                             |                | _____       | _____    | \$51  | _____  |
| CAP - Navy, baseball-style– CV Music logo on front - navy                                                                                                            |                             |                | _____       | _____    | \$23  | _____  |
| *NEW* 'Mr. Schick Hat' –                                                                                                                                             | circle color & size:        | Stone or Navy  | S/M or L/XL | _____    | \$37  | _____  |
| GUARD Optional Duffle Bag – navy, with name and Guard logo                                                                                                           |                             | Guard          | _____       | _____    | \$46  | _____  |
| GUARD Optional 'track suit' Jacket – navy, with name and Guard logo > 2 styles – please check style: <input type="checkbox"/> BLOCKY <input type="checkbox"/> FITTED |                             | Guard          | _____       | _____    | \$96  | _____  |
| Booster 'Show Shirt' ( T-shirt w/ Show graphic, 'Band Booster' on back)                                                                                              |                             |                | _____       | _____    | \$24  | _____  |
| POLO SHIRT – navy. For Student _____ Parent *** _____<br>–See size charts! Indicate name & class logo below                                                          |                             |                | _____       | _____    | \$37  | _____  |
| In addition to SIZE, please circle 'Adult Men's or Adult Women's' >                                                                                                  |                             |                | AM or AW?   |          |       |        |

Student outerwear and polos will have their first name and last initial embroidered on.

➡ \*\*\***Parent:** Please put the NAME here how you want it embroidered on your polo, windbreaker or sweatshirt: \_\_\_\_\_ **NO "Nameless" garments please!**

All polos, windbreakers & sweatshirts will be embroidered with "Crescenta Valley Instrumental Music" logo.

Additionally, please indicate desired **CLASS logo** for parent wear: \_\_\_\_\_ BAND \_\_\_\_\_ GUARD

\_\_\_\_ No class \_\_\_\_\_ Jazz Band \_\_\_\_\_ Symphony \_\_\_\_\_ String Orchestra \_\_\_\_\_ Wind Ensemble

Payments towards Optional Outerwear may be included in the same payment with Contributions towards class expenses, but the Optional Outerwear portion is not tax-deductible. (Always consult your tax professional!)

**Optional Purchases may NOT be paid for through PayPal Giving.**



CVIMF-PayPal Giving



**venmo**

**Optional Items: TOTAL \$** \_\_\_\_\_

Please circle one: Venmo / Cash / Check # \_\_\_\_\_

DO NOT USE PAYPAY GIVING

Please submit Venmo payments to @CVIM-Foundation.

Please make checks payable to "CVIMF"

# OPTIONAL ITEMS ORDER FORM – SIZE CHARTS

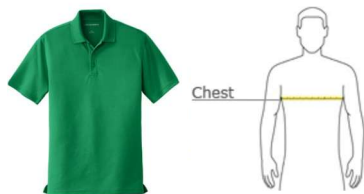
**T-SHIRT Sizes** – all sizes are in Adult Men’s - XS to XL, XXL  
(add \$3 for 2XL & 3XL)  
chart



| Adult Men’s Ts  | XS    | S     | M     | L     | XL    | 2XL   | 3XL   |
|-----------------|-------|-------|-------|-------|-------|-------|-------|
| Chest in inches | 32-34 | 35-37 | 38-40 | 41-43 | 44-46 | 47-49 | 50-53 |

**POLO SHIRT** – 100% poly, moisture-wicking Dry Zone with UV protection.

Adult Mens and Adult Womens sizes - XS to XL, 2XL & 3XL



| Adult Men’s Polo | XS    | S     | M     | L     | XL    | 2XL   | 3XL   |
|------------------|-------|-------|-------|-------|-------|-------|-------|
| Chest in inches  | 32-34 | 35-37 | 38-40 | 41-43 | 44-46 | 47-49 | 50-53 |



| Adult Women’s Polo Size | XS    | S     | M     | L     | XL    | 2XL   | 3XL   |
|-------------------------|-------|-------|-------|-------|-------|-------|-------|
| Size                    | 2     | 4/6   | 8/10  | 12/14 | 16/18 | 20/22 | 24/26 |
| Chest in inches         | 32-34 | 35-36 | 37-38 | 39-41 | 42-45 | 45-47 | 48-51 |

**\*For Sweatshirts and Windbreakers below, use ‘Chest Width’ measurement to determine size –**  
To measure Chest Width, measure under the arms and around the fullest part of the chest with arms down, kee tape horizontal.

**Windbreaker** - (navy, lined, zip-front, side pockets, drawcord hem)

| Windbreaker | XS    | S     | M     | L     | XL    | 2XL   | 3XL   |
|-------------|-------|-------|-------|-------|-------|-------|-------|
| Chest in "  | 32-34 | 35-37 | 38-40 | 41-43 | 44-46 | 47-49 | 50-53 |

**Sweatshirts – Crewneck Pullover, Hooded Pullover, or Hooded Front-Zip**

| All Sweatshirts | S     | M     | L     | XL    | 2XL   | 3XL   |
|-----------------|-------|-------|-------|-------|-------|-------|
| Chest in "      | 34-36 | 38-40 | 42-44 | 46-48 | 50-52 | 54-56 |



**‘Mr. Schick Hat’ – Wide-brim, back neck drape.**  
2 Colors: Stone or Navy. 2 Sizes: S/M or L/XL

**GUARD Track Jacket – ‘Blocky’ style**



|                     | XS | S      | M  | L      | XL | 2XL    | 3XL | 4XL    |
|---------------------|----|--------|----|--------|----|--------|-----|--------|
| Body Length at Back | 26 | 27     | 28 | 29     | 30 | 31     | 32  | 33     |
| Chest               | 21 | 22 1/2 | 24 | 25 1/2 | 27 | 28 1/2 | 30  | 31 1/2 |
| Sleeve Length       | 33 | 34     | 35 | 36     | 37 | 38     | 39  | 40     |

**GUARD Track Jacket – ‘Fitted’ style**



|                     | XS     | S      | M      | L      | XL     | XXL    | 3XL    | 4XL    |
|---------------------|--------|--------|--------|--------|--------|--------|--------|--------|
| Body Length at Back | 23     | 24     | 25     | 26     | 27     | 28     | 29     | 30     |
| Bust                | 19     | 20     | 21     | 22 1/4 | 23 3/4 | 25 1/4 | 26 3/4 | 29 1/4 |
| Sleeve Length       | 31 1/2 | 32 1/2 | 33 1/2 | 34 1/2 | 35 1/2 | 36 1/2 | 37     | 37 1/2 |

- Body Length at Back: Measured from high point shoulder to finished hem at back.
- Chest: Measured across the chest one inch below armhole when laid flat.
- Sleeve Length: Start at center of neck and measure down shoulder, down sleeve to hem.

GLENDALE UNIFIED SCHOOL DISTRICT

Crescenta Valley High School Instrumental Music Department

2026-2027 Parent Agreement for Use of CVIM Instrument & Equipment

Student Name \_\_\_\_\_ Student ID#: \_\_\_\_\_ Grad.Year: \_\_\_\_\_ Per. \_\_\_\_\_

Instrument / Equipment: \_\_\_\_\_ Make: \_\_\_\_\_ Serial #. \_\_\_\_\_ Inst / EQ #: \_\_\_\_\_

This Use Agreement applies to any associated parts (e.g. case, mouthpiece, strap, buckle, bow, harness, ligature, etc.) that are necessary to play and transport the instrument. If anything is missing or damaged when you receive this equipment, please report it immediately. Parents will be required to pay for damage, loss, or repairs required during the year.

We request that families help with instrument expenses. Any donation for instrument use is Voluntary, and goes towards maintenance, and eventual replacement of instruments and equipment.

Glendale Unified School District DOES NOT PROVIDE financial support for Instruments or Equipment.

SUGGESTED DONATION AMOUNTS and USAGE PERIODS:

(for office use only:  inDep  in ii)

Table with columns for instrument type (WINDS / STRINGS, PERCUSSION, GUARD SET), donation period, amount, and payment method. Includes sub-labels like (silks, poles, rifle, saber) for Guard Set.

Venmo to @CVIM-Foundation. Make checks payable to "CVIMF".

By signing below, I (the parent) acknowledge receipt of this instrument or equipment and all components listed, and agree to the following conditions:

- I agree that my son/daughter is personally responsible for any damage or loss, which may come to the instrument or equipment due to negligence on his/her part while the instrument is in his/her care.
This instrument/equipment is received in fair condition and we agree to return it in the same condition allowing for normal depreciation. Any problems with instrument must be noted here or reported within one week of receiving item.
I agree that my student should not allow anyone else to use it.
I agree to return the instrument/equipment and case in clean condition.
Instrument/equipment is to be returned by the last day of the school year, or date specified here:
I understand that my student's final grades will be withheld if this instrument/equipment is not returned by date above.

Student Signature \_\_\_\_\_ Date \_\_\_\_\_

Parent Signature \_\_\_\_\_ Date \_\_\_\_\_

Parent Address \_\_\_\_\_ Phone # \_\_\_\_\_

DATE CHECKED OUT: \_\_\_\_\_

DATE TURNED IN: \_\_\_\_\_

See back side for more details of instrument responsibilities

**Damages that parents will be required to pay:**

**Any damage that exceeds normal wear, including but not limited to:**

1. Loss, theft, or excessive damage to instrument, equipment, or case.
2. Replacement reeds and strings, torn silks, bent poles.
3. Any lost parts, bits, pins, mouthpieces, bridges, straps, etc.
4. Repair of bent, dented, or severely scratched instrument or equipment.

***Approximate replacement values***

***WINDS:***

Flute - \$850. Piccolo, Clarinet- \$1200. Oboe- \$3,000. Bassoon- \$6,000. Alto Sax, Baritone Sax- \$4,500.  
French Horn- \$4,000. Trumpet, Trombone - \$1100. Bass Trombone- \$2000. Sousaphone /Tuba- \$6,000  
Bass Clarinet - \$2000. Baritone - \$2200. Tenor Sax- \$3,500. Other: \_\_\_\_\_

***STRINGS:***

Violin - \$800, Viola - \$1000, Cello - \$1300, String Bass - \$2,000, Violin Bow - \$40,  
Cello Bow - \$70, Bass Bow - \$85, Cello Case - \$100, Bass Case - \$200, Cello String set - \$60,  
Bass String set - \$100, Bridge - \$70.

***PERCUSSION***

1. Excessive number of broken drum heads.
2. Lost or damaged sticks/mallets.
3. Lost or damaged hardware or instrument.
4. Badly damaged case.
5. Lost or damaged instrument stands.
6. Lost or Damaged harness.

Snare Drum - \$450, Tenor Drum - \$650, Bass Drum - \$400, Drum Harness - \$250,  
Instrument Stand - \$150, Drum Case - \$150, Drum heads - \$25-\$40, Cymbals - \$200,  
Mallet Instruments - \$2,000, Mallets/Sticks - \$15-\$30

***GUARD SET***

Rifle -- \$35

Flag silks -- \$30 - \$50 each

Pole -- \$15 each

Saber (King) -- \$250

Gear Bag -- \$25

Crescenta Valley High School  
Visual and Performing Arts Department  
**Student Handbook 2026-2027**  
Instrumental Music - Marching Band

Welcome to the 2026-2027 Instrumental Music program at Crescenta Valley High School. You are part of one of the most dynamic, energetic, and active groups at this school. The Award Winning "Marching Falcons" perform at football games, spirit assemblies, and other school and community functions. We compete successfully at numerous local field show competitions and band reviews and are back-to-back CSBC 5a State Champions! In the spring, we transition to Concert Band and perform in concerts and festivals.

Last year during Spring Break, we traveled on a cruise to Mexico. In past years, we have been to San Francisco, Florida, San Diego, and Hawaii. In 2027, we will be offering an amazing trip to New York and will perform at Carnegie Hall!

"How beautiful would it be if our schools and our education program showed how music is a combination of many different cultures, and cultures are an expression of many kinds of music? There's a lot for our students, not only from a musical perspective, but also from a global perspective and in showing them how they fit in as part of a bigger world." – *Dr. Miguel Cardona, former U.S. Secretary of Education*

The Crescenta Valley High School Instrumental Music program offers students an opportunity to enhance their musical abilities by providing an outlet for creative and intellectual expression using musical instruments. Students will learn discipline and effective time management, as well as the importance of enthusiasm, inclusion, dedication, teamwork, poise, musicianship, musical literature, terminology, and proper care of their instrument. They will also understand the value of music and learn how it will assist them throughout their lives. We are a welcoming place for everyone.

The Falcon Marching Band has a rich tradition of excellence and is known and respected throughout the community. Congratulations! You are now a part of a wonderful tradition of excellence and pride.

### THIS HANDBOOK OUTLINES THE POLICIES AND REQUIREMENTS OF CVHS INSTRUMENTAL MUSIC.



**STUDENTS AND PARENTS:** Please read this handbook, then sign the Acknowledgment form. Copies of this handbook and all other forms and links can be found at [www.falconmusic.org](http://www.falconmusic.org)

## Student Expectations

**Attitude:** Attitude is perhaps the single most important attribute that a person can have in order to be successful.

People with good attitudes will succeed and win the respect and admiration of those around them.

**Commitment:** Good attitude follows solid action. The goal of Band is to perform music beautifully, work together and compete at the highest level possible. Those results only come after a lot of work and focus!

Students are responsible for the following:

- ***Be on time.*** You must have your instrument and music out and be ready to play at the start time of class.
- ***Marching Band starts on the field with your instrument at 7:15am.*** Plan to arrive on the field by 7:10am. Class will be dismissed at 8:15. (*To be early is to be on time, to be on time is to be late, to be late is to be left behind*)
- Always have YOUR music, folder, and a pencil with you at every class and rehearsal.
- Learn your part. Number each measure with a pencil and write your name on your copies of music. Practice daily.
- Play musically at all times. Warm up softly, create music and not noise.
- Listen, and follow directions the FIRST time. Raise your hand if you have questions.
- Do not touch or play instruments that aren't your own. (i.e. percussion, or other people's instruments)
- Do not switch lockers or instruments without clearance from equipment managers.
- Take care of yourself. You play an integral role in Band. Stay healthy by getting sleep and eating right.
- Use your class officers and section leaders as resources. Respect them and help them to make us better.
- When director/coach is working on a part other than yours, *quietly* look over your music. **DO NOT TALK OR PLAY.**
- ***Phones or other distracting electronic devices are NOT permitted during class or at rehearsal.***
- When away at events, stay with the group; do not roam on your own or in a smaller group without permission.
- Profanity, teasing, or name-calling will not be allowed towards each other, or students of other schools. Such behavior while in uniform is absolutely unacceptable and will result in severe consequences.
- The use of tobacco, vaping, alcohol, drugs, stealing or vandalism are all strictly prohibited, and will be reported to the Administration. Such actions are cause for potential dismissal from the group and severe consequences including suspension.
- Each member will at all times present themselves in a respectful manner and be courteous and considerate of others. Remember that you represent Crescenta Valley High School, the Instrumental program, and yourself.

## Classroom Expectations

- All instruments and music must be stored in an *assigned music locker* during the day. Every student must sign-up for a locker. Please keep your instrument IN your locker and your locker locked.
- It is your responsibility to put away your stands, chairs and instruments after each class and rehearsal.
- *Keep food, candy, gum, and sugary drinks out of the main and practice rooms. Only Water is acceptable.*
- KEEP THE ROOM CLEAN AND PICKED UP.

## General Expectations for Students and Mr. Schick

*I will be fair towards you and you will be fair to your peers and me.*

*I will listen to your concerns and you will listen to my instructions.*

*I will prepare you for performances and you will do your best during performances.*

*I will act professionally, and you will act professionally*

*I will teach you how to be better musicians and you will help me become a better teacher.*

## Concert / Rehearsal Etiquette

- Maintain silence during all rehearsals and warm-ups whether you are backstage, onstage or in the audience.
- Do not eat or chew *gum or candy* before or during a concert or performance. It detracts from our professionalism.
- Cell phones or distracting electronic devices of any kind are not permitted during rehearsals
- Rehearsal end times indicate when instruction ends. Please allow extra time for students to clean up.

## Audience Etiquette

- Concerts are treated with respect. Do not yell to people onstage or talk during performances.
- Phones and other electronic devices have no place at concerts, rehearsals, or performances and can be taken away.

## Concert Attire

For our concerts to look and sound professional, please apply the following dress codes for performances. Check Class supplements for additional attire. It is your responsibility to make sure you are dressed appropriately. Removal from a performance and/or point deduction may occur if students fail to follow the following dress standards.

- Guys
  - Black dress shoes (no sneakers), black socks, black pants, white *long*-sleeve dress shirt, long tie (any color), black suit jacket.
- Girls
  - ALL BLACK FROM NECK TO ANKLE . Examples: Black dress with black tights or leggings, black dressy slacks or long black skirt, with modest black top. No black jeans.
  - Black dress shoes that you can walk in comfortably and quietly. (no flip flops or very high heels)

## Crescenta Valley High Instrumental Music Grading Policy

Performances, concerts, and rehearsals are all graded events. Review the calendar provided so that you may add the dates to your personal and family calendar. Participation is mandatory unless prior notice is given in writing with an acceptable excuse.

Everyone in the instrumental music department will participate in school concerts. Most of the performances this year are already planned; yet as new events come up, information will be emailed or sent home.

| Requirements                            | Percentage | Description                     |
|-----------------------------------------|------------|---------------------------------|
| 1. Attendance / Participation           | 30%        | Rehearsals, Performances, class |
| 2. Musical tests / Quizzes / Finals     | 30%        | Written and performed           |
| 3. Sectionals                           | 30%        | Group work: Required weekly     |
| 4. Attitude / Improvement / Cooperation | 10%        | Teacher evaluation per quarter  |

**The final grade will be determined by dividing the points earned by the points possible**

**Grades will be available through the Parent/Student Portal.**

**Grades are generally inputted on Thursdays or Fridays of each week.**

**A=90%+, B=75%-89%, C=60%-74%, D=45%-59%, F=0%-45%.**

## Sectional Requirements – **IMPORTANT.**

- 'Sectionals' are a set time when an entire section (eg. the trumpets, saxes, low brass) practices together during lunch/after school.
- **Sectionals are mandatory for every student and make up 30% of the student's grade.** ~17-19 sectionals per semester.
- Students MAY NOT make up more than 4 missed sectionals a semester (80 points worth)
- Section leaders are carefully chosen by Mr. Schick and will schedule sectionals based on the scheduling needs of the entire section. (Mon-Fri) If a student has a problem with a section leader, see Mr. Schick immediately for an alternative assessment.

## Procedures for Make-up Work. *Note: students may apply only 80 points or 1 letter grade's worth of Extra Credit per semester!*

- Practice for **20** minutes at school. (10 points each session)– **must sign in and out with Mr. Schick.**
- Concert reports or Composer/performer biography. (1 well written page = 10 pts.)
- If a student misses a performance, the student MAY be asked to perform in front of the class to make up points.

## Attendance Policy

*Tardy and truancy rules follow the CVHS handbook.*

*Event tardy = up to ¼ of event points*

*Class tardy = -5 points - Students earn 25 points per week in warm up participation.*

## Behavioral Consequences

1<sup>st</sup> time = Reminder (optional classroom pick-up)

2<sup>nd</sup> time = 30 min. detention

3<sup>rd</sup> time = Call home & hour detention

4<sup>th</sup> time = Removal from class

## Absence Form – *(Example included in packet and on website)*

If a student will be unable to attend a rehearsal or performance, they are required to fill out an "Absence Form" **two weeks** before an event. Not all absences will be excused. Performances are the result of long hours of preparation requiring the participation of everyone in the group. When students miss an activity, it affects the entire ensemble.

Students will only be excused at the last minute for the following reasons; death in the family, serious illness, or other family emergency, confirmed with your parents.

I will evaluate other requests to be excused on an individual basis and will make every attempt to be fair. If an emergency arises, I will accept a note the day you return to school following the absence.

In addition, it is your responsibility to call a class officer, or leave a message with Mr. Schick via email or a phone call if you are unable to make a rehearsal or performance. **Work is not a valid excuse for missed performances.**

*You are a student; your priority is school.*

*An Events Calendar is part of this beginning-of-the-year assignment; it is available on the website, as well as posted in the classroom. Please post the music calendar on your personal calendar now to avoid any future conflicts.*

*\* An unexcused absence will result in no points for that event. / An excused absence will result in ¼-½ points. \**

An excused absence involving another School Activity (i.e. sport) will be negotiable and dealt with on an individual basis.

## ASB

Since the music department receives some support from ASB, all instrumental music students **are strongly encouraged** to join the Associated Student Body of CVHS. The Student body supports some of the music department's activities.

Joining ASB provides discounts to many school activities but is completely voluntary.

## Fundraising Expectations

In order for our department to succeed, we depend on a tremendous amount of fundraising. We need to raise around \$200,000 this year in order to establish and maintain our high quality of musical excellence. Expenses include: buses, instrumental purchase & repair, performance fees, music mentors, supplies, scholarships, and more.

With everyone helping to raise money, our music program will continue to grow and thrive!


All donations and contributions are **VOLUNTARY.**

**The District DOES NOT provide financial support for Instrumental Music.**

Read the weekly email newsletter, follow the BAND app, or visit the website for all the latest news and information regarding the music program. I send out emails & texts once a week to inform students and parents about our music events and it is important that I have your correct email address and that you sign up for "Remind" and the BAND App so that you are informed. Please take the time to review the attached calendar and all the information provided.

## **Thank you again for being part of the Crescenta Valley High Instrumental Music Department.**

Thank you,



Mathew Schick

# Crescenta Valley High School Instrumental Music Absence Form

Turn in at least 2 weeks prior to conflict. *Date turned in:* \_\_\_\_\_

Student Name: \_\_\_\_\_ Per: \_\_\_\_\_ Grad Year: \_\_\_\_\_ Inst: \_\_\_\_\_  
will be absent from \_\_\_\_\_ on \_\_\_\_\_, \_\_\_\_\_.  
*Event or Activity Date Time*

**REASON:** *(if this will be a recurring event, e.g. tutor every Wednesday, please explain)*

Signature of Parent: \_\_\_\_\_ Signature of Student: \_\_\_\_\_  
Date: \_\_\_\_\_ Date: \_\_\_\_\_

-----  
Signature of Director: \_\_\_\_\_

Excused  Unexcused  Comments: \_\_\_\_\_

-----  
**Crescenta Valley High School Instrumental Music  
Absence Form**

Turn in at least 2 weeks prior to conflict *Date turned in:* \_\_\_\_\_

Student Name: \_\_\_\_\_ Per: \_\_\_\_\_ Grad Year: \_\_\_\_\_ Inst: \_\_\_\_\_  
will be absent from \_\_\_\_\_ on \_\_\_\_\_, \_\_\_\_\_.  
*Event or Activity Date Time*

**REASON:** *(if this will be a recurring event, e.g. tutor every Wednesday, please explain)*

Signature of Parent: \_\_\_\_\_ Signature of Student: \_\_\_\_\_  
Date: \_\_\_\_\_ Date: \_\_\_\_\_

-----  
Signature of Director: \_\_\_\_\_

Excused  Unexcused  Comments: \_\_\_\_\_

## Crescenta Valley High School Marching Band

# MARCHING BAND UNIFORM INFORMATION AND POLICIES – Updated for 2026

*You are wearing 5-year-old Uniforms, and we want to keep them looking great for years to come!!!*

1. **Required items to be worn with band “Full Uniform” at all home Football games, Parades and Competitions:**
  - A) Black Marching Band shoes. Shoes must be clean and shiny. No other types of shoes are allowed.
  - B) Black Gloves for winds. Gloves must be clean.
  - C) Gaiter – around the neck, to keep uniform collar clean.
  - D) T-shirt (Show-shirt, rehearsal shirt or plain blue T, tbd by Mr. Schick for each event) to be worn under uniform.
  - E) Black socks. Socks must be ‘crew’ (mid-calf) & all black (no logos, stripes or patterns). No ankle/sport socks.
2. **These items will be worn as the Band “Class B” Uniform** (e.g. FB Away-games, pep days, special events)
  - A) Marching Band polo shirt or marching band “show shirt” T-shirt (to be assigned by Mr. Schick)
  - B) Long BLUE denim pants (“jeans”) only – no holes, tears, or frayed cuffs. No ‘sagging’, no visible underwear. Shorts, skorts, or skirts are not allowed.
  - C) White tennis shoes -- NO sandals, flip-flops, or open-toed shoes.
  - D) A Marching Band sweatshirt, plain navy blue sweatshirt or windbreaker may be worn if weather calls for.
    - NEVER wear clothing with inappropriate language, gestures, advertisements, designs, references, or logos.
    - NEVER wear clothing that advertises or promotes violence, alcohol, or drugs.
3. **UNIFORM POLICIES**
  - A) **Band members with incomplete uniform WILL NOT be permitted to participate in the event AND will lose significant grade points** (to be determined by Mr. Schick). Check the lists above to make sure you are dressed appropriately for each event.
  - B) Students must wear a T-shirt under the uniform. No tank tops or bare chests allowed. Knotting or tying up band shirts around or above the waist is not allowed.
  - C) Uniform pants must NEVER sag. The hems should touch the top of the marching shoe and must not fall below the mid-back of the heel of your shoe or touch the ground.
  - D) While wearing uniform, no consuming food or beverages with color, no foods with sauces, oils, or powders. Doing so will result in loss of points and/or push ups.
  - E) Hair that touches the uniform collar MUST be put up. This applies to male and female band members. Hair should be put up BEFORE you report to the music room. Hair supplies are not provided at school. Your hair **will be cut** if it does not meet these requirements: no bangs, long side hair, or hair that touches collar.
  - F) NO jewelry is to be worn, including earrings. Visible piercings must be removed for performances.
  - G) Make every effort not to soil the uniform. Wear deodorant. Avoid getting make-up, cosmetics, or sunscreen on the uniform. Do not sit directly on ground; check benches and bus seats are clean before you sit down. DO NOT LEAN AGAINST ANYTHING, ESPECIALLY BUSES or brush against bus doorways.
  - H) Make sure your NECK is clean! The jacket collar is high and white and will quickly soil from any dirt or makeup.
  - I) Shoes must be clean and polished, and gloves must be clean when reporting at call time.
  - J) **The Uniform is to be worn completely buttoned and zipped at all times** unless you are given permission to change. DO NOT lay the uniform on the ground -- EVER!
4. **HATS**
  - A) Hair styling products (gel, hairspray) must be used minimally and not gotten onto the hat. Keep hats clean!
  - B) Only Uniform Crew may touch Plumes, and they must wear gloves.
  - C) Take great care to make sure that you take the correct hat AND the correct hat box.
  - D) No un-natural semi-permanent hair color/dye allowed because it can rub off onto the hats and uniform.
  - E) Do not set hats on the ground – ever!
  - F) Avoid storing items in hat box.
5. **INSTRUCTIONS FOR HANGING AND STORING BAND UNIFORMS**
  - A) Uniform must be kept in the garment bag, with name and uniform number displayed in bag front “window”.
  - B) SHOES MAY **NOT** BE KEPT IN THE GARMENT BAGS. Shoes tear the garment bags and there is not enough space in the uniform closets for bags with shoes in them. Take them home.
  - C) Hang pants with the creases even and straight. Hang jacket properly and only zip jacket up partially.
  - D) Place entire uniform in garment bag and only zip bag up half way. This allows uniform to air out.
  - E) Uniforms must be turned in after each event, and may not be stored in cars, lockers, or at home.
  - F) Take shoes home so they don’t get lost. Open the box so they can air out. Label shoe box with your name!
  - G) Wash your socks and gaiter and store them in your shoebox. Don’t forget to bring them to the next event.

***If your uniform gets soiled or damaged, inform Uniform Crew IMMEDIATELY so there is time to make repairs. You are responsible for any loss or damage to your uniform and accessories. You are liable for payment of any replacement parts, repairs, or cleaning fees. Noncompliance of any of the policies will result in fines, loss of points, and/or removal from the instrumental music program as determined by Mr. Schick.***

**Acknowledgment of Student Handbook Guidelines – 2026-2027**

**And**

**Acknowledgement of Calendar of Events 2026-2027 – Sem 1 – Marching Band**

**And**

**Acknowledgement of Uniform Policy – 2026-2027 (Band Only)**

***If in Guard, I understand that my uniform/costumes are my responsibility, I am financially responsible for any damage or loss.***

***“I have read and understand the attached Student Handbook (white) for the CVHS Instrumental Music Program and agree to abide by its guidelines.”***

***“I have read and understand the attached CVHS Marching Band Uniform Information and Policies, and agree to abide by its guidelines.”***

***“I have reviewed the attached Calendar of Events 2026-2027 – Sem 1 – Marching Band. (blue) I understand that ALL events, rehearsals, and performances are graded events and that all Band and Guard members are required to attend. I will make every effort to avoid scheduling conflicts, and I understand that an Absence Form must be submitted two weeks in advance to have an absence excused or to be considered for partial credit.”***

---

Student Name (print)

---

Parent Name (print)

---

Student Signature

---

Parent Signature

---

Date

---

Date

# Equipment/Locker Form

Hello and welcome to CV Instrumental Music! This is our equipment form to help let us, Equipment crew, figure out what you need in order to get ready for the upcoming year. Please fill out the form below, by either writing in the spaces or circling the proper item. If you are a member of front ensemble, you will not need a locker, if you are on drumline or guard, please contact your captain about locker assignments. Thanks!

Name: \_\_\_\_\_ Grad Yr.: \_\_\_\_\_ Student ID #: \_\_\_\_\_

Do you need to use a school instrument or equipment: **Yes** **No**

*If you plan to use ANY school items, please get an Instrument/Equipment Use Form from the Equipment Manager or from Mr. Schick's office. Fill out personal information and parent signatures, and turn it in so we can speedily issue an instrument to you. This includes Guard and Front Ensemble!*

Instrument: \_\_\_\_\_

*(please list what instrument you play whether you are using a school instrument or your own, so we can assign the proper size locker).*

Do you need...

Locker: **Yes** **No** Lyre: **Yes** **No**

\*If you wish to share your locker with someone in particular, write the names and instruments of those wishing to share here:

1. \_\_\_\_\_

2. \_\_\_\_\_